

CONFIDENTIAL

Under no circumstances must any candidate be allowed to see this leaflet of Aural Tests until after the candidates' answers have been dispatched to Oxford.

OXFORD LOCAL EXAMINATIONS

SCHOOL CERTIFICATE

SATURDAY, JULY 2, 1949

Music: Aural Tests

An allowance of 45 minutes for the six aural tests will give ample time for each test to be accurately heard and understood, and for an interval of a few moments before each test is given or repeated. A test, however, is only to be repeated where the instructions so direct.

The teacher administering the tests is to proceed thus, the words in bold type being spoken to the candidates slowly and clearly :—

TEST 1. Three minutes will be allowed for this first test. I shall play a note which you are to regard as the key-note of a major key. I shall then play an interval and you are required to write down its name; for example, minor third, perfect fourth, or any other interval which is diatonic in a major key. I shall then play the key-note and the same interval again, for you to check your answer. I shall then play the key-note again, followed by another interval of which you must write down the name. I shall then play the key-note and the second interval again for you to check this answer.

This is the key-note.




And this is the first interval of which you must write down the name.




and allow a pause for the candidates to name it.]

Here is the key-note again.

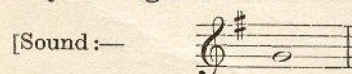


And here is the first interval again.

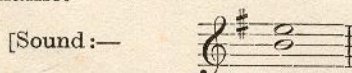


and allow a pause for the candidates to check their answers.]

Here is the key-note again.




And this is the second interval of which you must write down the name.




and allow a short pause for the candidates to name it.]

Here is the key-note again.



And this is the second interval again.



and allow a short pause before Test 2.]

TEST 2. Seven minutes will be allowed for this second test. This short rhythmical phrase begins on the first beat of the bar, and I shall play it through four times. The harmonies are added to assist you to recognize the rhythm. You have to write down on a monotone the rhythm of the melody only, adding the necessary time-signature. I shall first play the phrase through twice in quick succession, for you to grasp its rhythm. After it has been played twice I shall allow a pause of two minutes, in which you may make a first attempt to write down the rhythm of the melody (or of part of it) on a monotone. Then I shall play it a third time, and allow a further pause of one minute, in which you can complete or check what you have written of the rhythm. Finally, I shall play the phrase a fourth time, and allow another pause for you to check what you have written.

Now I am going to play the phrase through twice.

Here it is for the first time. [Play :—

Allegretto. (♩ = 72)

[The melody is to be played louder than the accompaniment.]

[Allow no pause, but proceed.]

Here it is a second time. [Play it again.]

[Allow a pause of two minutes.]

Here is the phrase a third time. [Play it again.]

[Allow a pause of one minute.]

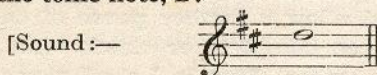
Here is the phrase for the fourth and last time.

[Play it again.]

[Allow a pause before Test 3.]

TEST 3. Five minutes will be allowed for this third test. I shall play a short melodic phrase, beginning on the first beat of the bar; I shall play it with harmonies added, but you are required to write down only the melody. It is in the key of D major. Before playing the phrase I shall sound the tonic note and the tonic chord. Then I shall play the whole phrase, and allow a pause of two minutes for you to make a first attempt to write down the melody. After that I shall play the first half again and allow a short pause for you to check what you have written. Then I shall play the second half again, and allow a pause for you to check that; then each half again, with pauses for you to re-check each; and finally, the whole phrase again, with another pause for you to make a final check.

This is the tonic note, D.

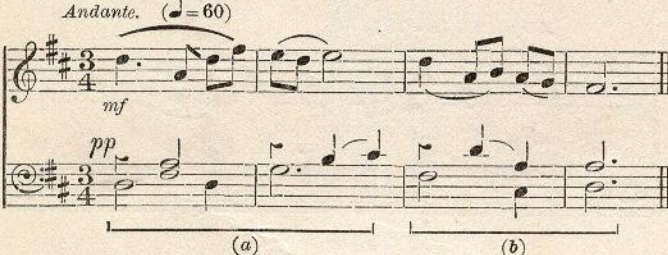


And this is the tonic chord.



Here is the whole phrase. [Play:—

Andante. ($\text{♩} = 60$)



mf

pp

(a) (b)

[The melody is to be played louder than the accompaniment.]

[Allow a pause of two minutes.]

Here is the first half again. [Play (a).]

[Allow a pause of half a minute.]

Here is the second half again. [Play (b).]

[Allow a pause of half a minute.]

Here is the first half again. [Play (a).]

[Allow a pause of half a minute.]

Here is the second half again. [Play (b).]


[Allow a pause of half a minute.]

Finally, here is the whole phrase again.

[Play the whole phrase.]

[Allow a pause before Test 4.]

TEST 4. Six minutes will be allowed for this fourth test. In the passage that follows there are four cadences. You are required to write down the names of the cadences in the order in which they appear. First I shall play the tonic chord and then the whole passage. After a short pause I shall play each of the four sections in which a cadence appears, with a slight pause after each section for you to write down the name of the cadence. Then I shall play the whole passage again, so that you may check your naming of the cadences, with a pause afterwards for you to consider what you have written.

This is the tonic chord. [Sound:— 


And here is the passage. [Play firmly and rhythmically:—

(♩. = 48)

p Legato.



(a) (b)



(c)



(d)

[Allow a short pause.]

I shall now play each of the four sections in which a cadence appears, with a slight pause after each section.

Here is the first section. [Play (a).]

[Allow a slight pause.]

Here is the second section. [Play (b).]

[Allow a slight pause.]

Here is the third section. [Play (c).]

[Allow a slight pause.]

Here is the fourth section. [Play (d).]


[Allow a pause of half a minute.]

And finally, here is the whole passage again.

[Play the whole passage.]

[Allow a pause before Test 5.]

TEST 5. Seven minutes will be allowed for this fifth test. In the passage that follows, you are required to write down the names of the chords in relation to the tonic key; for example, dominant, tonic, and so on. You must also state whether the chords are in root position, first inversion, or second inversion. The passage will be played five times, and the tonic chord will be sounded first on each occasion. There will be a pause after each playing of the passage, and you will therefore have five opportunities to write down the names of the eight chords.

This is the tonic chord. [Sound:— 

And this is the passage for the first time. [Play:—

Slowly.



[Allow a pause of half a minute.]

Here is the tonic chord [sound it] and here is the passage for the second time. [Play it again and then allow a pause of half a minute.]


Here is the tonic chord [sound it] and here is the passage for the third time. [Play it again and then allow a pause of half a minute.]

Here is the tonic chord [sound it] and here is the passage for the fourth time. [Play it again and then allow a pause of half a minute.]

Finally, here is the tonic chord [sound it] and here is the passage for the fifth and last time. [Play it again and then allow a pause before Test 6.]

TEST 6. Five minutes will be allowed for this sixth and last test. In each of the three passages that follow, you are required to recognize and write down the name of the new key. There will be one modulation in each passage. Each passage will be played through twice, the tonic chord being sounded on each occasion.

This is the tonic chord of all the passages, which are in the key of A minor.



And this is the first passage. [Play :—

(1) *Allegro non troppo.* (♩ = 84)




[Allow a short pause.]

Here is the tonic chord again. [Sound the chord again.]

And here is the first passage again. [Play (1) again.]

[Allow a pause of half a minute.]

Now we come to the second passage in which you have to recognize the new key and write down its name.

Here is the tonic chord again. [Sound the chord again.]

And here is the second passage. [Play :—

(2) *Andante*. ($\text{♩} = 48$)

[Allow a short pause.]

Here is the tonic chord again. [Sound the chord again.]

And here is the second passage again. [Play (2) again.]

[Allow a pause of half a minute.]

And now the third and last passage in which you have to recognize the new key and write down its name.

Here is the tonic chord again. [Sound the chord again.]

And here is the third passage. [Play :—

(3) *Allegro moderato*. ($\text{♩} = 60$)

[Allow a short pause.]

Here is the tonic chord again. [Sound the chord again.]

And here is the third passage again. [Play (3) again.]

[Allow a pause of half a minute.]

You must now hand in your answers.